

PIR Occupancy Sensor

Single Channel Flush Ceiling Mounted Occupancy Sensor.—230V



TECHNICAL SPECIFICATIONS

Features

Rated Voltage

Detection Range

Lux Adjustment

Duration Time

Operating Temp

Environment Protection

Incandescent Lamp

Flourescent Lamp

LED Lamp

Max No Sensor

Dimensions (mm)

Description

220–240 AC 50Hz

360 4m Radius @ 2.5m height

From Daylight to Night

From (10.5+) seconds to (30+3) minutes

0C to 45C

IP20

Max 2000W

Max 600W

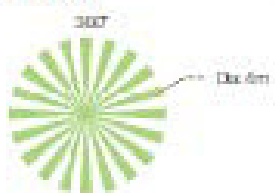
Max 180W – Min 40W

Max 4 sensors connected to switch same load

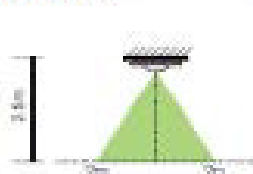
Diameter 75mm – Depth 70mm

Detection Details

Top view



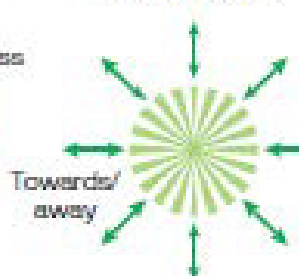
Side view



More effective



Less effective



Installation

